

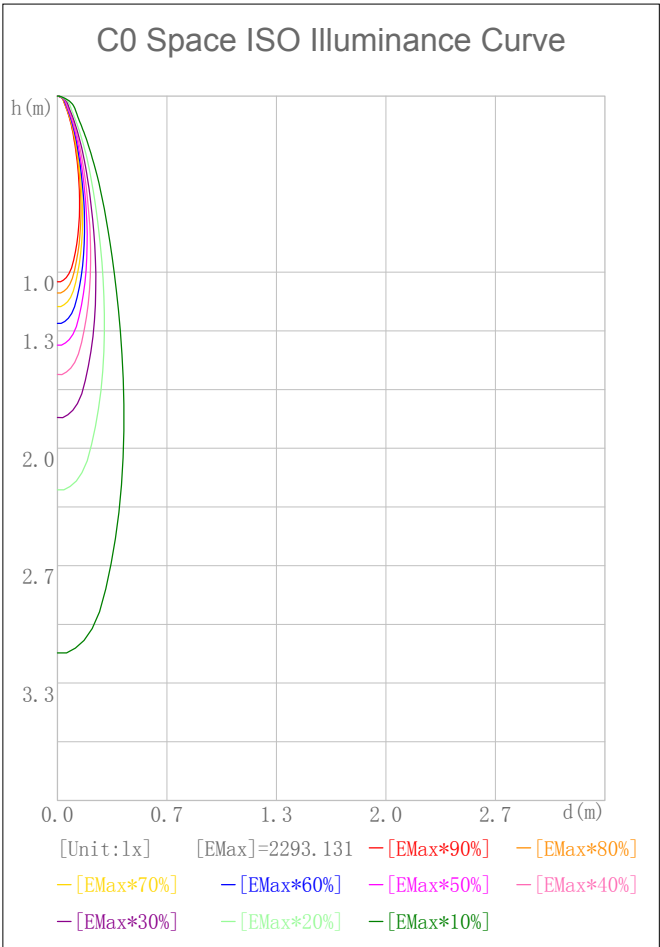
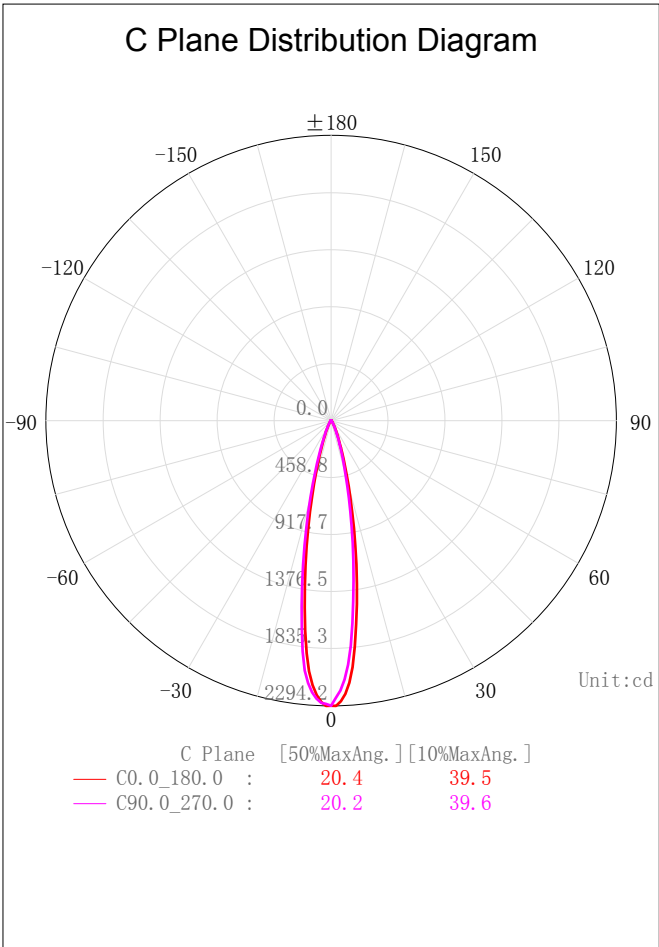
Indoor Luminaire Photometric Data

Description Information

Luminary Name: MD10-06-SL-01 3000K RA97 24D	Lum. Catalog:	Test ID: 01
Lamp Name:	Lamp Catalog: LED	Test Date: 2019/12/09
Manufacture: Shenzhen Norming Lighting Co., Ltd	Shld.Ang(°):	Test Machine:GON-2000
Test Lab: QUality peatment	Frequency (Hz):	Lamp CCT(K): Ra:
Lum. Size (W*L*H): 0.050m*0.050m*0.450m	Lum. Area (m2): 0.025	Lum. W (kg): 0.000
Test System: C, γ	Test Step: C=90.0 γ=1.0	Temp. (°C): 25
		Humidity(%): 50.0

Character Parameter

Lamp Speciality Parameter	Luminaire Speciality Parameter	
Rated Flux(lm): 399.610	Luminary Flux(lm): 399.608	Field Angle(10%Imax): 39.5(°)
Rated Power(W):	Luminary Efficiency: 100.00%	Down Lumens&Percent: 397.264lm 99.41%
Rated Voltage(V):	Luminary EER(lm/W): 68.262	Up Lumens&Percent: 2.344lm 0.59%
Tested Power(W): 5.854	Max. Candela(cd): 2294.179	S/MH: C0_a180=0.348 C90_270=0.344
Lamps' Inside: 1	Max Cand@Ang. (°): C=0.0 γ=1.0	CIE Type: Semi-Direct
Tested Electrics (V, A, pf): 240.3, 0.027, 0.880	Beam Angle(50%Imax): 20.4(°)	ErP ϕ use(90°): 373.315lm
Lamp Size (W*L*H): 0.050m*0.050m*0.450m	Left=-10.2°, Right=10.2°	IRF(%): 1210.498



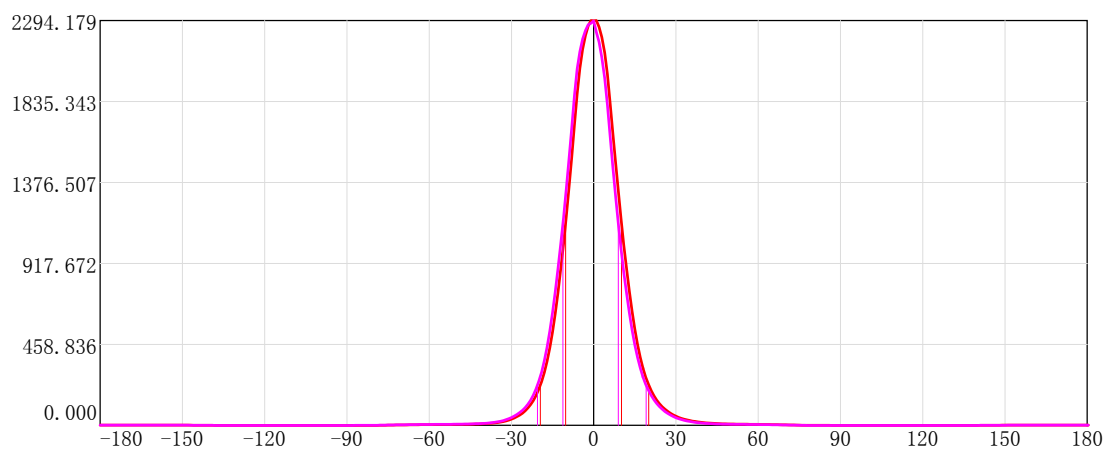
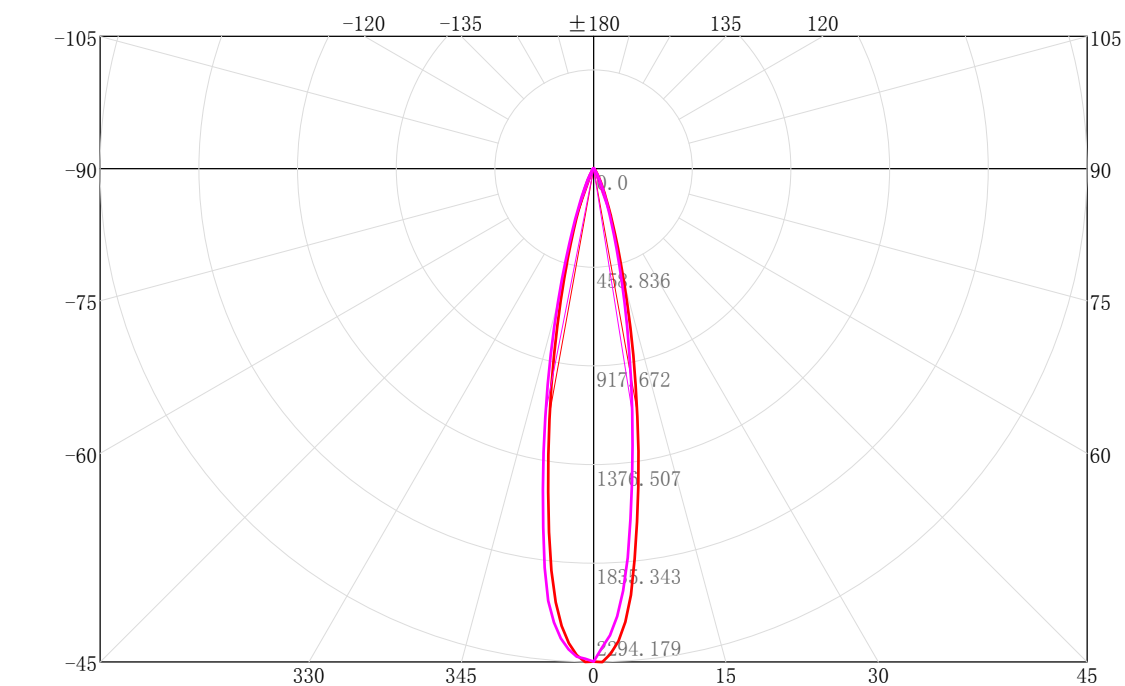
IES Indoor Report

Photometric Filename:MD10-06-SL-01 3000K RA97 24D.IES

2D Plane Light Intensity Distribution Curve

Lum. Name: MD10-06-SL-01 3000K RA97 24D	Lum. Catalog:	Test ID: 01
Lamp Name:	Lamp Catalog: LED	Test Lab: Quality peatment
Manufacture: Shenzhen Norming Lighting Co., Ltd	Test Machine:GON-2000	Test Date: 2019/12/09

C Plane Distribution Diagram



C Plane [50%MaxAng.] [10%MaxAng.]
— C0.0_180.0 : 20.4 39.5
— C90.0_270.0 : 20.2 39.6

Unit:cd

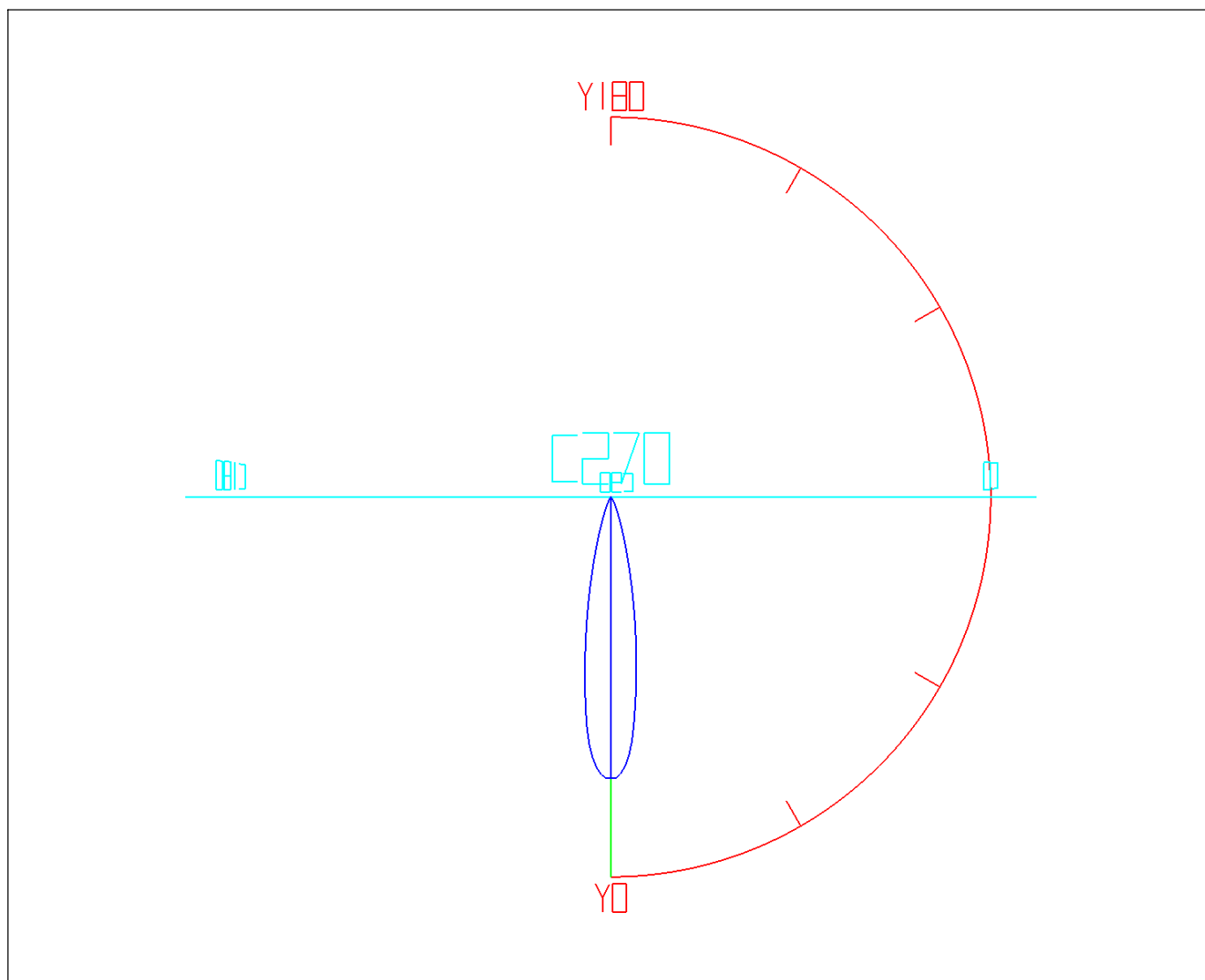
IES Indoor Report

Photometric Filename:MD10-06-SL-01 3000K RA97 24D.IES

3D Light Intensity Distribution Modal

Lum. Name: MD10-06-SL-01 3000K RA97 24D	Lum. Catalog:	Test ID: 01
Lamp Name:	Lamp Catalog: LED	Test Lab: Quality peatment
Manufacture: Shenzhen Norming Lighting Co., Ltd	Test Machine:GON-2000	Test Date: 2019/12/09

3D Light Intensity Distribution Modal



Curves: 3D Model — Fixture — Vert. HUD — Hori. HUD —
View Angles: Orient:0 Tilt:0 Roll:0 Spin:0

Zonal Flux Tabulation

Zone(γ)	Zone Flux (lm)	Sums Flux (lm)	Zone%Lamp	Sums%Lamp	Zone(γ)	Zone Flux (lm)	Sums Flux (lm)	Zone%Lamp	Sums%Lamp
0.0-1.0	2.18	2.18	0.55	0.55	47.0-48.0	0.62	384.02	0.16	96.10
1.0-2.0	6.48	8.66	1.62	2.17	48.0-49.0	0.61	384.63	0.15	96.25
2.0-3.0	10.58	19.24	2.65	4.82	49.0-50.0	0.59	385.22	0.15	96.40
3.0-4.0	14.34	33.58	3.59	8.40	50.0-51.0	0.58	385.80	0.15	96.54
4.0-5.0	17.58	51.16	4.40	12.80	51.0-52.0	0.57	386.38	0.14	96.69
5.0-6.0	20.11	71.28	5.03	17.84	52.0-53.0	0.57	386.94	0.14	96.83
6.0-7.0	21.80	93.08	5.46	23.29	53.0-54.0	0.56	387.50	0.14	96.97
7.0-8.0	22.69	115.77	5.68	28.97	54.0-55.0	0.55	388.06	0.14	97.11
8.0-9.0	22.94	138.72	5.74	34.71	55.0-56.0	0.55	388.60	0.14	97.25
9.0-10.0	22.69	161.40	5.68	40.39	56.0-57.0	0.54	389.14	0.14	97.38
10.0-11.0	21.96	183.36	5.50	45.89	57.0-58.0	0.53	389.68	0.13	97.51
11.0-12.0	20.88	204.24	5.22	51.11	58.0-59.0	0.53	390.20	0.13	97.65
12.0-13.0	19.52	223.76	4.88	55.99	59.0-60.0	0.52	390.72	0.13	97.77
13.0-14.0	17.96	241.72	4.50	60.49	60.0-61.0	0.51	391.22	0.13	97.90
14.0-15.0	16.30	258.02	4.08	64.57	61.0-62.0	0.49	391.72	0.12	98.02
15.0-16.0	14.62	272.64	3.66	68.23	62.0-63.0	0.48	392.20	0.12	98.14
16.0-17.0	13.00	285.63	3.25	71.48	63.0-64.0	0.46	392.66	0.12	98.26
17.0-18.0	11.48	297.12	2.87	74.35	64.0-65.0	0.45	393.11	0.11	98.37
18.0-19.0	10.11	307.23	2.53	76.88	65.0-66.0	0.43	393.53	0.11	98.48
19.0-20.0	8.89	316.12	2.22	79.11	66.0-67.0	0.41	393.94	0.10	98.58
20.0-21.0	7.81	323.93	1.95	81.06	67.0-68.0	0.39	394.33	0.10	98.68
21.0-22.0	6.86	330.79	1.72	82.78	68.0-69.0	0.36	394.69	0.09	98.77
22.0-23.0	6.04	336.84	1.51	84.29	69.0-70.0	0.34	395.03	0.08	98.85
23.0-24.0	5.34	342.18	1.34	85.63	70.0-71.0	0.31	395.34	0.08	98.93
24.0-25.0	4.72	346.90	1.18	86.81	71.0-72.0	0.29	395.63	0.07	99.00
25.0-26.0	4.18	351.08	1.05	87.86	72.0-73.0	0.26	395.89	0.06	99.07
26.0-27.0	3.70	354.79	0.93	88.78	73.0-74.0	0.23	396.12	0.06	99.13
27.0-28.0	3.28	358.06	0.82	89.60	74.0-75.0	0.20	396.31	0.05	99.18
28.0-29.0	2.90	360.97	0.73	90.33	75.0-76.0	0.16	396.48	0.04	99.22
29.0-30.0	2.57	363.54	0.64	90.97	76.0-77.0	0.13	396.61	0.03	99.25
30.0-31.0	2.28	365.82	0.57	91.54	77.0-78.0	0.11	396.72	0.03	99.28
31.0-32.0	2.03	367.85	0.51	92.05	78.0-79.0	0.09	396.80	0.02	99.30
32.0-33.0	1.81	369.65	0.45	92.50	79.0-80.0	0.07	396.88	0.02	99.32
33.0-34.0	1.62	371.27	0.40	92.91	80.0-81.0	0.07	396.94	0.02	99.33
34.0-35.0	1.45	372.73	0.36	93.27	81.0-82.0	0.06	397.00	0.01	99.35
35.0-36.0	1.32	374.04	0.33	93.60	82.0-83.0	0.05	397.05	0.01	99.36
36.0-37.0	1.20	375.24	0.30	93.90	83.0-84.0	0.04	397.10	0.01	99.37
37.0-38.0	1.09	376.33	0.27	94.17	84.0-85.0	0.04	397.14	0.01	99.38
38.0-39.0	1.00	377.33	0.25	94.43	85.0-86.0	0.03	397.17	0.01	99.39
39.0-40.0	0.93	378.26	0.23	94.66	86.0-87.0	0.03	397.20	0.01	99.40
40.0-41.0	0.86	379.12	0.22	94.87	87.0-88.0	0.02	397.22	0.01	99.40
41.0-42.0	0.81	379.93	0.20	95.08	88.0-89.0	0.02	397.25	0.01	99.41
42.0-43.0	0.76	380.69	0.19	95.27	89.0-90.0	0.02	397.26	0.00	99.41
43.0-44.0	0.72	381.41	0.18	95.45	90.0-91.0	0.02	397.28	0.00	99.42
44.0-45.0	0.69	382.10	0.17	95.62	91.0-92.0	0.01	397.29	0.00	99.42
45.0-46.0	0.66	382.76	0.17	95.78	92.0-93.0	0.01	397.30	0.00	99.42
46.0-47.0	0.64	383.40	0.16	95.94	93.0-94.0	0.01	397.31	0.00	99.42

Zonal Flux Tabulation - (Cont.)

Zone(γ)	Zone Flux (lm)	Sums Flux (lm)	Zone%Lamp	Sums%Lamp	Zone(γ)	Zone Flux (lm)	Sums Flux (lm)	Zone%Lamp	Sums%Lamp
94.0-95.0	0.01	397.32	0.00	99.43	141.0-142.0	0.05	397.51	0.01	99.47
95.0-96.0	0.00	397.32	0.00	99.43	142.0-143.0	0.05	397.56	0.01	99.49
96.0-97.0	0.00	397.32	0.00	99.43	143.0-144.0	0.06	397.62	0.01	99.50
97.0-98.0	0.00	397.33	0.00	99.43	144.0-145.0	0.06	397.68	0.02	99.52
98.0-99.0	0.00	397.33	0.00	99.43	145.0-146.0	0.07	397.75	0.02	99.53
99.0-100.0	0.00	397.33	0.00	99.43	146.0-147.0	0.07	397.82	0.02	99.55
100.0-101.0	0.00	397.33	0.00	99.43	147.0-148.0	0.08	397.90	0.02	99.57
101.0-102.0	0.00	397.33	0.00	99.43	148.0-149.0	0.08	397.98	0.02	99.59
102.0-103.0	0.00	397.33	0.00	99.43	149.0-150.0	0.08	398.06	0.02	99.61
103.0-104.0	0.00	397.33	0.00	99.43	150.0-151.0	0.08	398.14	0.02	99.63
104.0-105.0	0.00	397.33	0.00	99.43	151.0-152.0	0.08	398.22	0.02	99.65
105.0-106.0	0.00	397.33	0.00	99.43	152.0-153.0	0.08	398.31	0.02	99.67
106.0-107.0	0.00	397.33	0.00	99.43	153.0-154.0	0.08	398.39	0.02	99.70
107.0-108.0	0.00	397.33	0.00	99.43	154.0-155.0	0.08	398.48	0.02	99.72
108.0-109.0	0.00	397.33	0.00	99.43	155.0-156.0	0.08	398.56	0.02	99.74
109.0-110.0	0.00	397.33	0.00	99.43	156.0-157.0	0.08	398.64	0.02	99.76
110.0-111.0	0.00	397.33	0.00	99.43	157.0-158.0	0.08	398.72	0.02	99.78
111.0-112.0	0.00	397.33	0.00	99.43	158.0-159.0	0.08	398.80	0.02	99.80
112.0-113.0	0.00	397.33	0.00	99.43	159.0-160.0	0.07	398.87	0.02	99.81
113.0-114.0	0.00	397.33	0.00	99.43	160.0-161.0	0.07	398.94	0.02	99.83
114.0-115.0	0.00	397.33	0.00	99.43	161.0-162.0	0.07	399.01	0.02	99.85
115.0-116.0	0.00	397.33	0.00	99.43	162.0-163.0	0.07	399.08	0.02	99.87
116.0-117.0	0.00	397.33	0.00	99.43	163.0-164.0	0.06	399.14	0.02	99.88
117.0-118.0	0.00	397.33	0.00	99.43	164.0-165.0	0.06	399.20	0.01	99.90
118.0-119.0	0.00	397.33	0.00	99.43	165.0-166.0	0.05	399.25	0.01	99.91
119.0-120.0	0.00	397.33	0.00	99.43	166.0-167.0	0.05	399.30	0.01	99.92
120.0-121.0	0.00	397.33	0.00	99.43	167.0-168.0	0.05	399.35	0.01	99.93
121.0-122.0	0.00	397.33	0.00	99.43	168.0-169.0	0.04	399.39	0.01	99.95
122.0-123.0	0.00	397.33	0.00	99.43	169.0-170.0	0.04	399.43	0.01	99.95
123.0-124.0	0.00	397.33	0.00	99.43	170.0-171.0	0.03	399.46	0.01	99.96
124.0-125.0	0.00	397.33	0.00	99.43	171.0-172.0	0.03	399.50	0.01	99.97
125.0-126.0	0.00	397.33	0.00	99.43	172.0-173.0	0.03	399.52	0.01	99.98
126.0-127.0	0.00	397.33	0.00	99.43	173.0-174.0	0.02	399.55	0.01	99.98
127.0-128.0	0.00	397.33	0.00	99.43	174.0-175.0	0.02	399.57	0.00	99.99
128.0-129.0	0.00	397.33	0.00	99.43	175.0-176.0	0.02	399.58	0.00	99.99
129.0-130.0	0.00	397.33	0.00	99.43	176.0-177.0	0.01	399.59	0.00	100.00
130.0-131.0	0.00	397.33	0.00	99.43	177.0-178.0	0.01	399.60	0.00	100.00
131.0-132.0	0.00	397.33	0.00	99.43	178.0-179.0	0.01	399.61	0.00	100.00
132.0-133.0	0.00	397.33	0.00	99.43	179.0-180.0	0.00	399.61	0.00	100.00
133.0-134.0	0.00	397.33	0.00	99.43					
134.0-135.0	0.00	397.33	0.00	99.43					
135.0-136.0	0.01	397.34	0.00	99.43					
136.0-137.0	0.01	397.35	0.00	99.43					
137.0-138.0	0.02	397.37	0.00	99.44					
138.0-139.0	0.02	397.39	0.01	99.45					
139.0-140.0	0.03	397.42	0.01	99.45					
140.0-141.0	0.04	397.46	0.01	99.46					

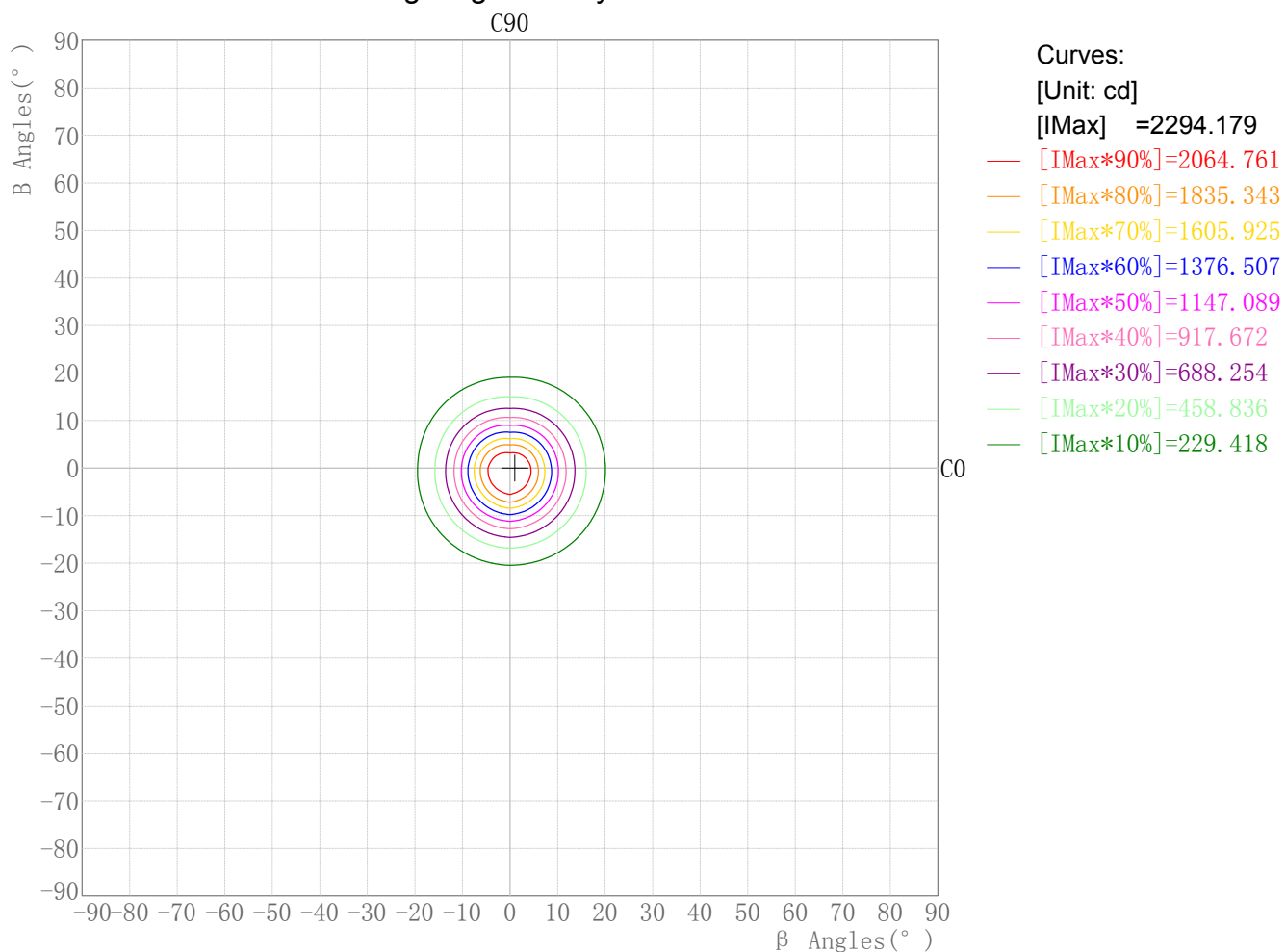
IES Indoor Report

Photometric Filename:MD10-06-SL-01 3000K RA97 24D.IES

Rectangle ISO Lighting Intensity Diagram

Lum. Name: MD10-06-SL-01 3000K RA97 24D	Lum. Catalog:	Test ID: 01
Lamp Name:	Lamp Catalog: LED	Test Lab: Quality peatment
Manufacture: Shenzhen Norming Lighting Co., Ltd	Test Machine:GON-2000	Test Date: 2019/12/09

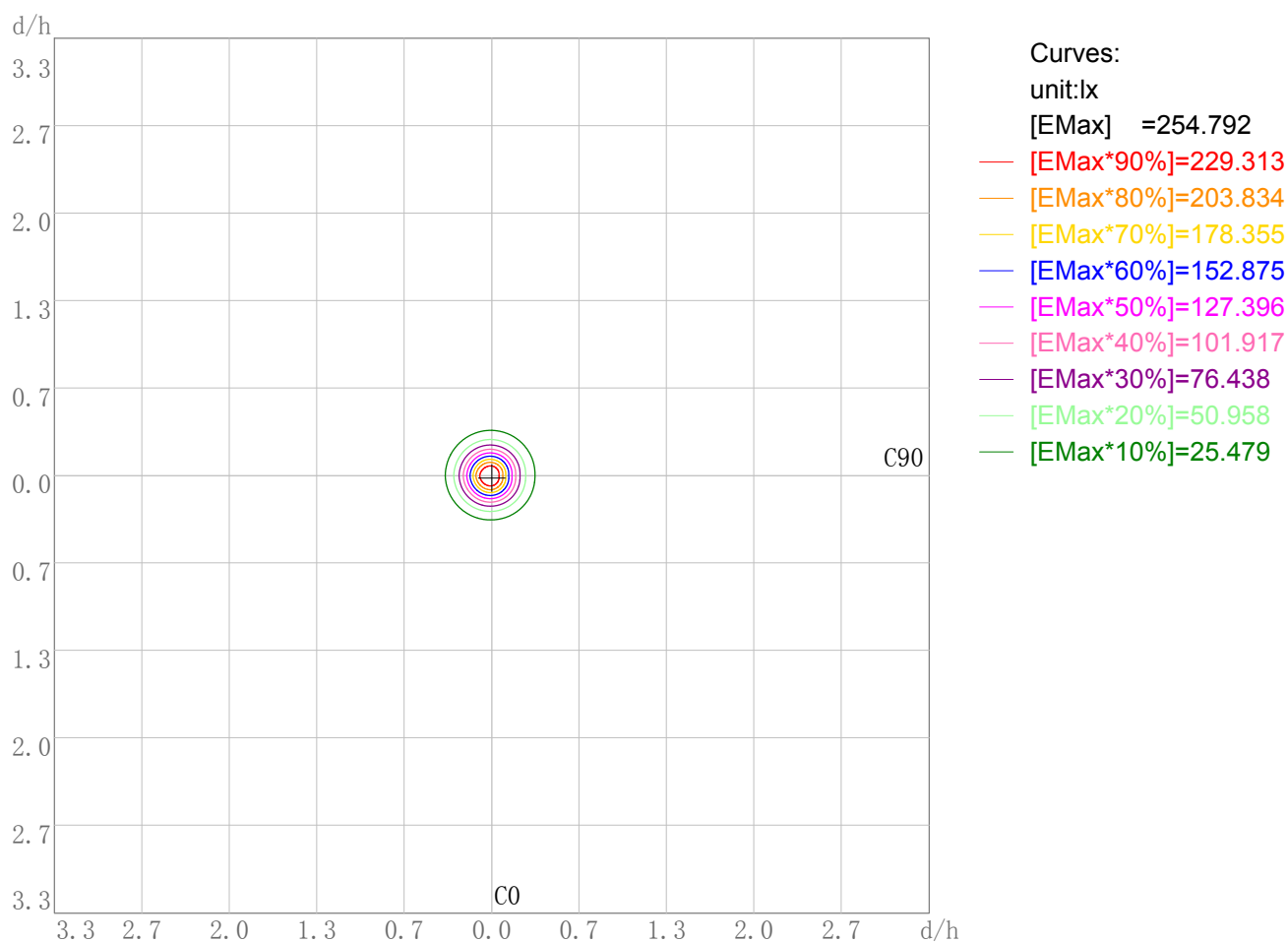
ISO Lighting Intensity Curve



Plane ISO-Illuminance Diagram

Lum. Name: MD10-06-SL-01 3000K RA97 24D	Lum. Catalog:	Test ID: 01
Lamp Name:	Lamp Catalog: LED	Test Lab: Quality peatment
Manufacture: Shenzhen Norming Lighting Co., Ltd	Test Machine:GON-2000	Test Date: 2019/12/09

Plane ISO-Illuminance Curve



Working Plane Luminaire Mounting Height(m): 3.00

Working Plane Maximum Illuminance(lx): 254.79

Working Plane Maximum Illuminance Position(d/h):H0.0 V0.0

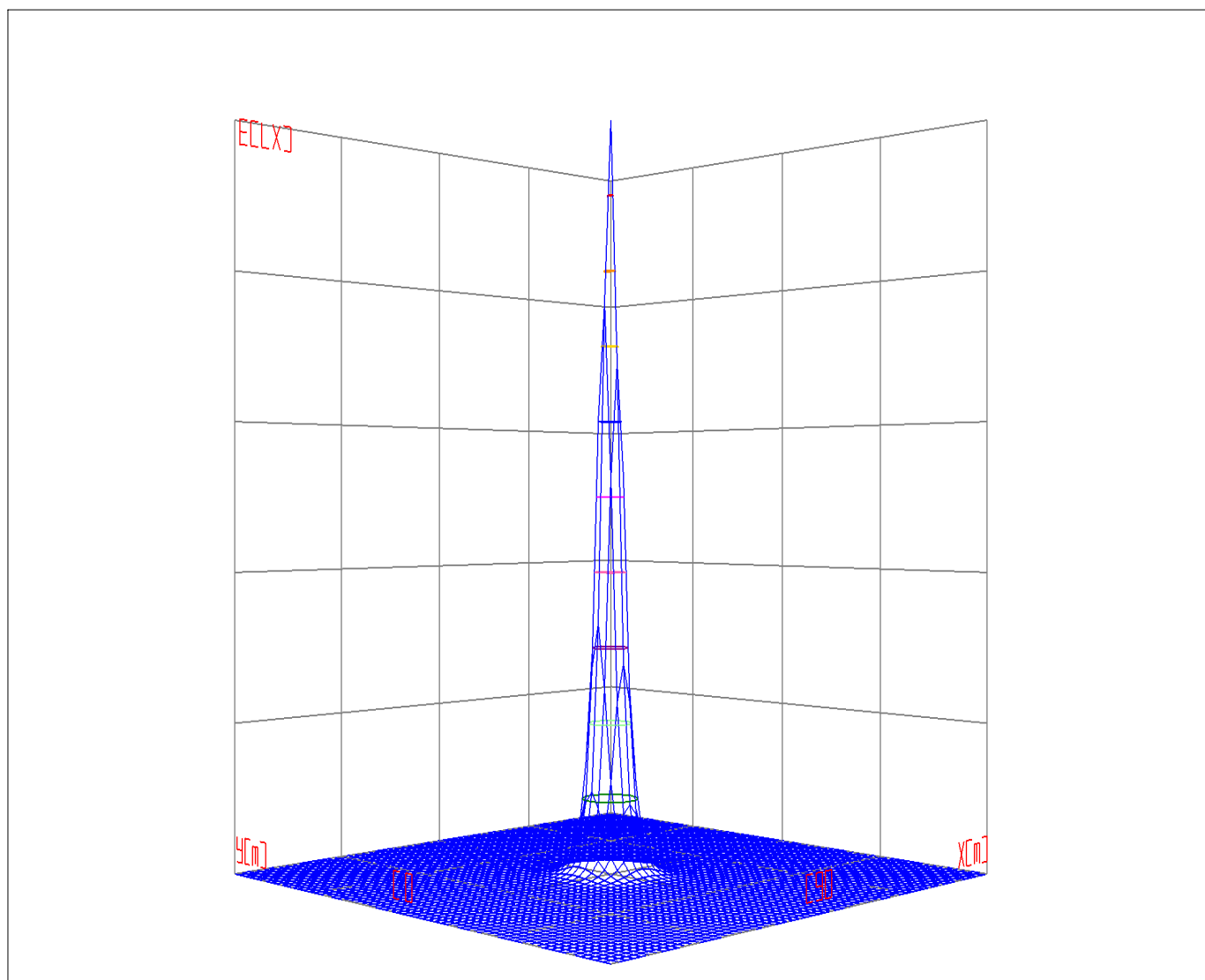
IES Indoor Report

Photometric Filename:MD10-06-SL-01 3000K RA97 24D.IES

3D Plane ISO Illuminance Diagram

Lum. Name: MD10-06-SL-01 3000K RA97 24D	Lum. Catalog:	Test ID: 01
Lamp Name:	Lamp Catalog: LED	Test Lab: Quality peatment
Manufacture: Shenzhen Norming Lighting Co., Ltd	Test Machine:GON-2000	Test Date: 2019/12/09

3D Plane Illuminance Modal



Curves: 3D Model — 90% — 80% — 70% — 60% — 50% — 40% — 30% — 20% — 10% —
View Angles(deg): 0 Height(m): 3.0 Distance(m): 10.0

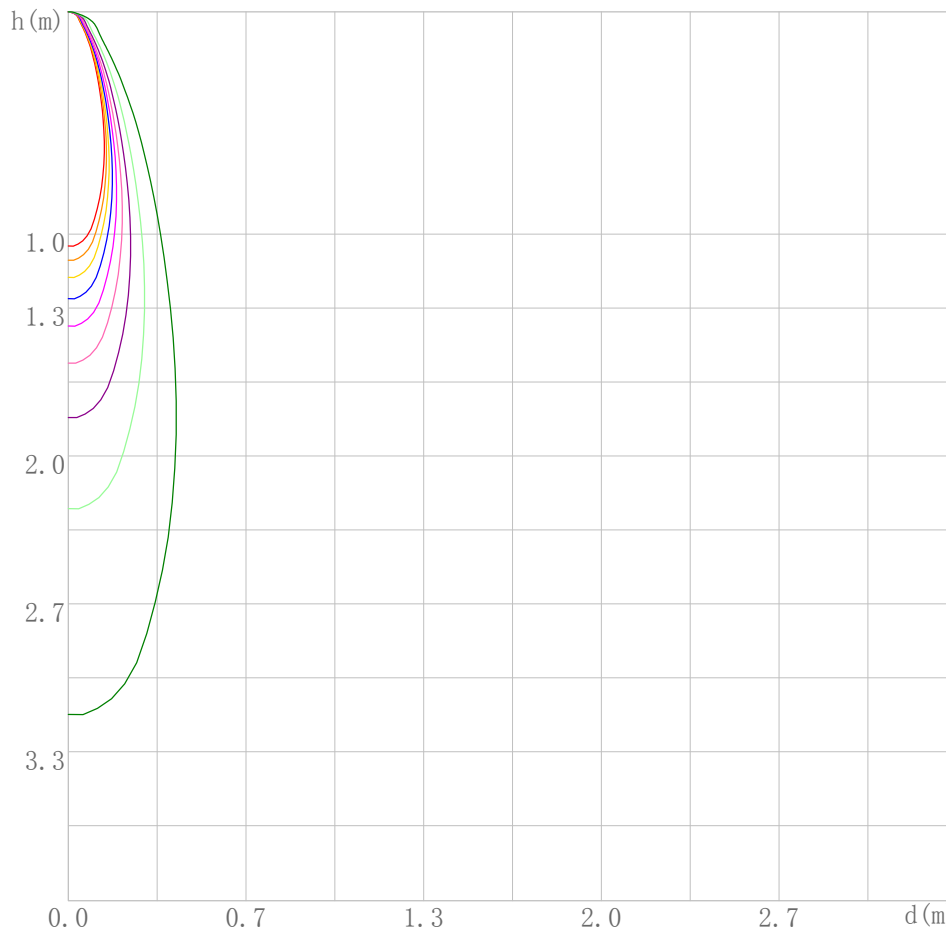
IES Indoor Report

Photometric Filename:MD10-06-SL-01 3000K RA97 24D.IES

Space ISO Illuminance Diagram

Lum. Name: MD10-06-SL-01 3000K RA97 24D	Lum. Catalog:	Test ID: 01
Lamp Name:	Lamp Catalog: LED	Test Lab: Quality peatment
Manufacture: Shenzhen Norming Lighting Co., Ltd	Test Machine:GON-2000	Test Date: 2019/12/09

Space ISO Illuminance Curve



Curves:

[Unit: lx]

[EMax] =2293.131

— [EMax*90%]=2063.818

— [EMax*80%]=1834.505

— [EMax*70%]=1605.192

— [EMax*60%]=1375.879

— [EMax*50%]=1146.565

— [EMax*40%]=917.252

— [EMax*30%]=687.939

— [EMax*20%]=458.626

— [EMax*10%]=229.313

Space Plane Maximum Illuminance and @Angle:2293.13lx,1.0deg

Plane Maximum Lighting Intensity and @Angle:2294.179cd,0deg

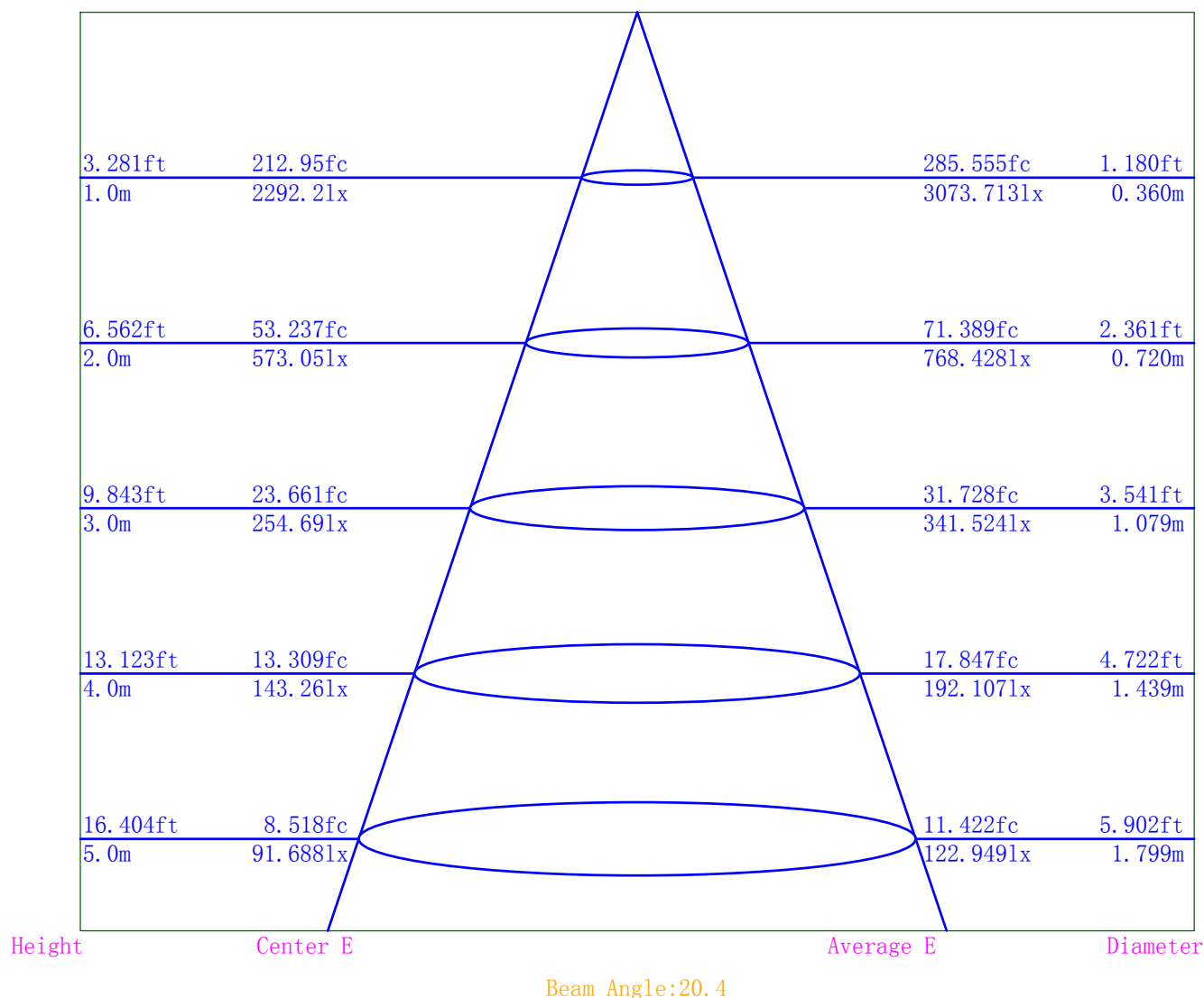
IES Indoor Report

Photometric Filename:MD10-06-SL-01 3000K RA97 24D.IES

Illuminance-Distance Diagram

Lum. Name: MD10-06-SL-01 3000K RA97 24D	Lum. Catalog:	Test ID: 01
Lamp Name:	Lamp Catalog: LED	Test Lab: Quality peatment
Manufacture: Shenzhen Norming Lighting Co., Ltd	Test Machine:GON-2000	Test Date: 2019/12/09

Illuminance-Distance Curve



IES Indoor Report

Photometric Filename:MD10-06-SL-01 3000K RA97 24D.IES

Indoor Luminance Limiting Curves

Lum. Name: MD10-06-SL-01 3000K RA97 24D	Lum. Catalog:	Test ID: 01
Lamp Name:	Lamp Catalog: LED	Test Lab: Quality peatment
Manufacture: Shenzhen Norming Lighting Co., Ltd	Test Machine:GON-2000	Test Date: 2019/12/09

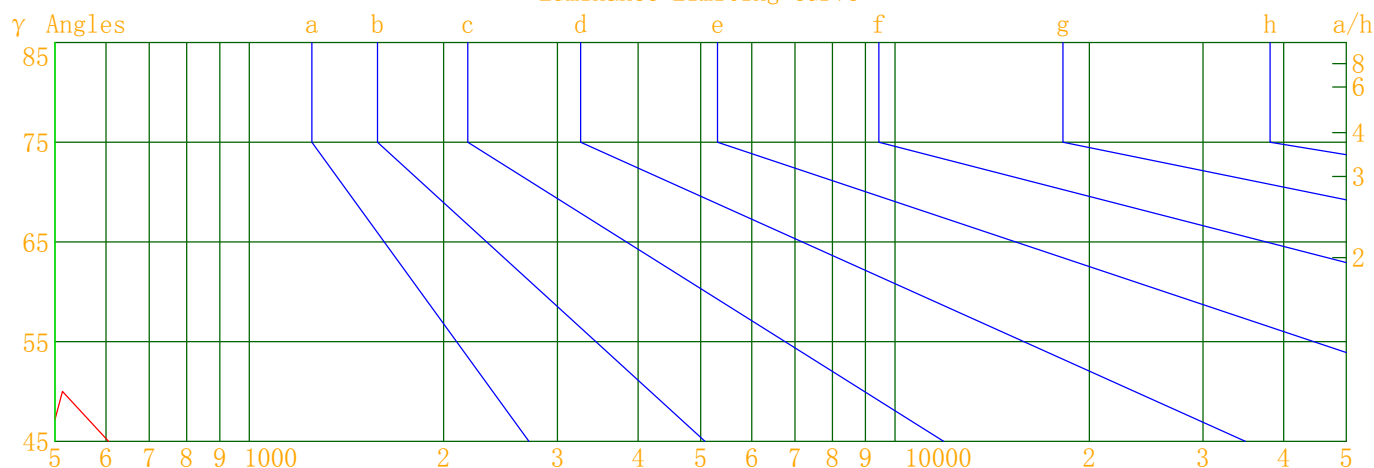
Glare Grade Table

GI	Quality	Using Illuminance							
1.15	A	2000	1000	500	<=300				
1.5	B		2000	1000	500	<=300			
1.85	C			2000	1000	500	<=300		
2.2	D				2000	1000	500	<=300	
2.55	E	a				2000	1000	500	<=300
			b	c	d	e	f	g	h

Luminance Table

Gama(deg)	45	50	55	60	65	70	75	80	85
C0	605	513	490	488	464	401	258	213	268
C90	479	415	412	408	375	312	169	53	0

Luminance Limiting Curve



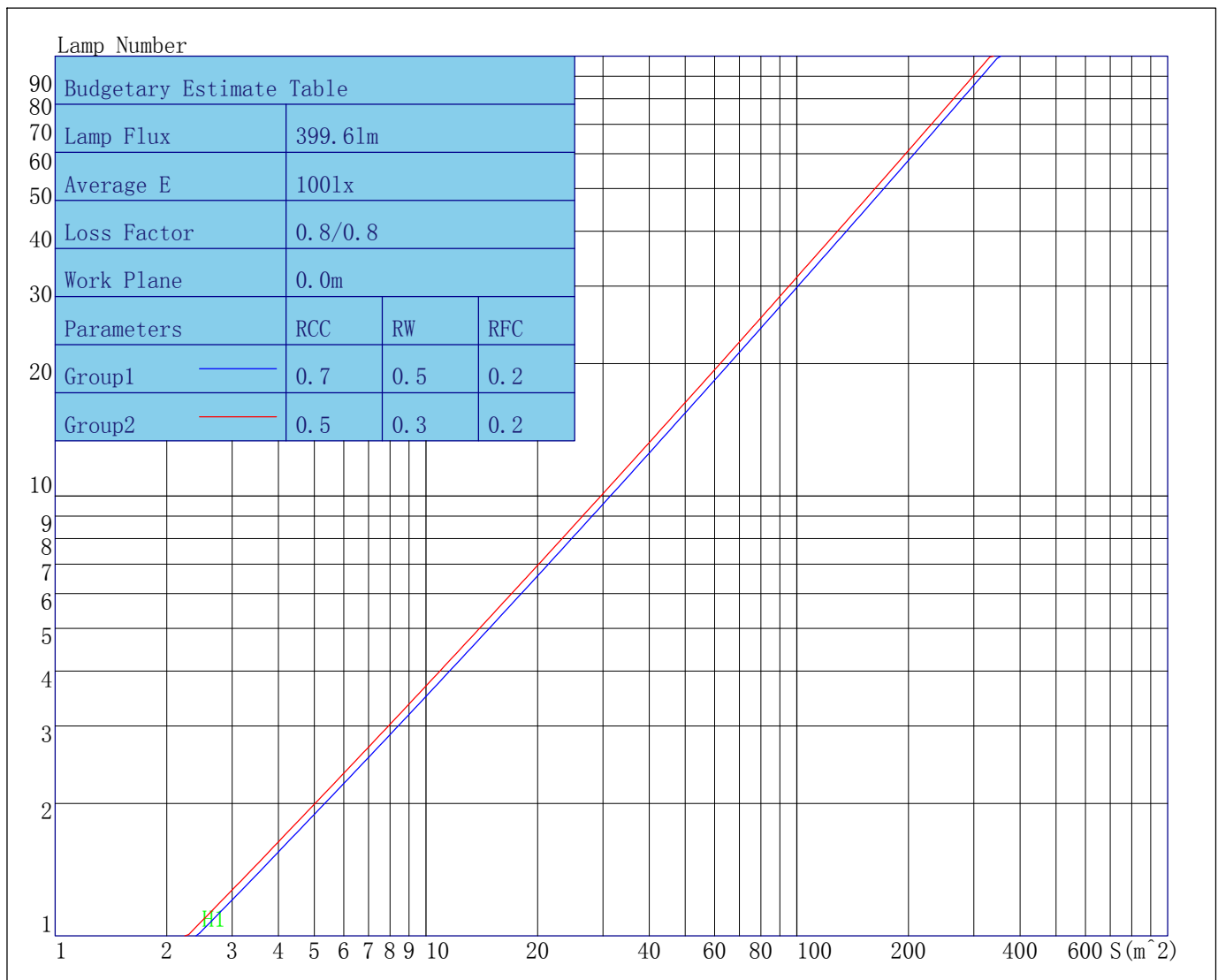
Luminous Size: Length(m)=0.050 Width(m)=0.050 Height(m)=0.450 Area(m^2)=0.025000
 Luminous Type: Without Luminous Side
 Luminous Curves: C0-C180 Color: — C90-C270 Color: —

IES Indoor Report

Photometric Filename:MD10-06-SL-01 3000K RA97 24D.IES

Indoor Budgetary Estimate Table

Lum. Name: MD10-06-SL-01 3000K RA97 24D	Lum. Catalog:	Test ID: 01
Lamp Name:	Lamp Catalog: LED	Test Lab: Quality peatment
Manufacture: Shenzhen Norming Lighting Co., Ltd	Test Machine:GON-2000	Test Date: 2019/12/09



Parameters1: Rhocc = 0.7 Rhow = 0.5 Rhofc = 0.2 LLF = 0.8
Parameters2: Rhocc = 0.5 Rhow = 0.3 Rhofc = 0.2 LLF = 0.8
Average Illuminance(lx): 100 Cavity Height: H1(m) = 2

Indoor Coefficient of Utilization Table

Table with 3 columns: Lum. Name, Lum. Catalog, Test ID; Lamp Name, Lamp Catalog, Test Lab; Manufacture, Test Machine, Test Date.

Table with 2 main sections: Coefficients of Utilization - Zonal Cavity Method. It includes rows for RhoCC, RhoW, and RCR across various reflectance and utilization values.

Unified Glare Rating Table

Table with 3 columns: Lum. Name, Lum. Catalog, Test ID; Lamp Name, Lamp Catalog, Test Lab; Manufacture, Test Machine, Test Date.

Unified Glare Rating Table

Table with 11 columns for room surfaces (Ceiling, Wall, Floor) and room sizes (X, Y) at various heights (2H, 3H, 4H, 6H, 8H, 12H). Includes sections for variations with observer position and reduced UGR table.

to the CIE Pub.117, data has been corrected, refers to the lamp's lumens 8.2flm.

Candela Tabulation

V/H	C0.0	C90.0	C180.0	C270.0
γ 0.0	2292.19	2292.19	2292.19	2292.19
γ 1.0	2294.18	2227.88	2293.92	2279.03
γ 2.0	2257.09	2171.56	2263.15	2270.36
γ 3.0	2199.78	2084.41	2209.68	2237.84
γ 4.0	2112.31	1967.84	2131.31	2189.38
γ 5.0	1989.60	1816.02	2023.91	2117.97
γ 6.0	1825.26	1637.65	1879.09	2020.18
γ 7.0	1654.46	1463.39	1702.60	1868.93
γ 8.0	1490.82	1299.00	1517.87	1685.09
γ 9.0	1330.15	1144.25	1347.89	1509.55
γ 10.0	1171.16	1000.80	1183.52	1340.06
γ 11.0	1023.07	867.65	1027.82	1177.40
γ 12.0	886.25	747.47	883.77	1025.50
γ 13.0	760.46	638.19	751.26	886.46
γ 14.0	647.10	541.36	632.53	756.14
γ 15.0	546.91	457.34	528.28	638.46
γ 16.0	459.82	386.31	439.31	533.77
γ 17.0	386.09	326.09	363.50	443.33
γ 18.0	324.89	275.15	300.24	366.89
γ 19.0	274.29	233.41	248.27	302.32
γ 20.0	231.91	198.58	204.65	249.32
γ 21.0	197.14	169.24	169.12	206.29
γ 22.0	167.45	145.05	140.59	171.15
γ 23.0	143.60	124.50	117.44	142.54
γ 24.0	123.51	107.32	98.41	119.76
γ 25.0	106.48	92.10	82.58	101.05
γ 26.0	92.22	79.17	69.35	85.56
γ 27.0	79.97	68.25	58.45	72.44
γ 28.0	69.13	58.85	49.47	61.44
γ 29.0	59.95	50.62	42.00	52.20
γ 30.0	52.19	43.81	35.63	44.49
γ 31.0	45.64	38.08	30.19	37.85
γ 32.0	40.15	33.18	25.75	32.26
γ 33.0	35.42	28.98	22.05	27.63
γ 34.0	31.33	25.42	19.10	23.87
γ 35.0	27.85	22.38	16.66	20.78
γ 36.0	24.83	19.80	14.68	18.24
γ 37.0	22.28	17.62	13.04	16.14
γ 38.0	19.98	15.74	11.68	14.44
γ 39.0	18.00	14.16	10.56	13.03
γ 40.0	16.31	12.76	9.67	11.89
γ 41.0	14.79	11.57	8.94	10.94
γ 42.0	13.56	10.58	8.35	10.16
γ 43.0	12.43	9.73	7.84	9.52
γ 44.0	11.47	9.05	7.44	8.98
γ 45.0	10.70	8.47	7.07	8.52
γ 46.0	10.07	7.97	6.77	8.13

Candela Tabulation - (Cont.)

V/H	C0.0	C90.0	C180.0	C270.0
γ 47.0	9.50	7.54	6.52	7.80
γ 48.0	9.01	7.21	6.30	7.51
γ 49.0	8.61	6.91	6.12	7.26
γ 50.0	8.25	6.67	5.96	7.06
γ 51.0	7.93	6.48	5.79	6.89
γ 52.0	7.66	6.31	5.67	6.72
γ 53.0	7.43	6.18	5.53	6.57
γ 54.0	7.22	6.04	5.40	6.44
γ 55.0	7.02	5.91	5.28	6.31
γ 56.0	6.80	5.77	5.17	6.20
γ 57.0	6.61	5.60	5.04	6.09
γ 58.0	6.43	5.44	4.91	5.99
γ 59.0	6.27	5.30	4.75	5.86
γ 60.0	6.10	5.10	4.59	5.72
γ 61.0	5.89	4.89	4.44	5.61
γ 62.0	5.66	4.67	4.30	5.49
γ 63.0	5.42	4.45	4.14	5.34
γ 64.0	5.15	4.21	3.96	5.16
γ 65.0	4.90	3.96	3.76	4.98
γ 66.0	4.63	3.71	3.59	4.78
γ 67.0	4.36	3.45	3.38	4.54
γ 68.0	4.07	3.21	3.16	4.32
γ 69.0	3.77	2.94	2.97	4.05
γ 70.0	3.43	2.67	2.76	3.83
γ 71.0	3.08	2.38	2.55	3.58
γ 72.0	2.74	2.08	2.31	3.33
γ 73.0	2.39	1.76	2.07	3.07
γ 74.0	2.04	1.42	1.81	2.79
γ 75.0	1.67	1.09	1.53	2.48
γ 76.0	1.31	0.76	1.24	2.17
γ 77.0	1.17	0.46	0.95	1.86
γ 78.0	1.07	0.35	0.66	1.55
γ 79.0	1.00	0.30	0.44	1.23
γ 80.0	0.93	0.23	0.37	1.04
γ 81.0	0.84	0.18	0.30	0.95
γ 82.0	0.79	0.12	0.24	0.87
γ 83.0	0.71	0.08	0.18	0.81
γ 84.0	0.64	0.02	0.13	0.73
γ 85.0	0.58	0.00	0.08	0.66
γ 86.0	0.51	0.00	0.02	0.59
γ 87.0	0.45	0.00	0.00	0.52
γ 88.0	0.39	0.00	0.00	0.44
γ 89.0	0.35	0.00	0.00	0.37
γ 90.0	0.31	0.00	0.00	0.31
γ 91.0	0.26	0.00	0.00	0.25
γ 92.0	0.22	0.00	0.00	0.21
γ 93.0	0.19	0.00	0.00	0.15

Candela Tabulation - (Cont.)

V/H	C0.0	C90.0	C180.0	C270.0
γ 94.0	0.16	0.00	0.00	0.12
γ 95.0	0.12	0.00	0.00	0.07
γ 96.0	0.09	0.00	0.00	0.03
γ 97.0	0.06	0.00	0.00	0.00
γ 98.0	0.03	0.00	0.00	0.00
γ 99.0	0.02	0.00	0.00	0.00
γ 100.0	0.00	0.00	0.00	0.00
γ 101.0	0.00	0.00	0.00	0.00
γ 102.0	0.00	0.00	0.00	0.00
γ 103.0	0.00	0.00	0.00	0.00
γ 104.0	0.00	0.00	0.00	0.00
γ 105.0	0.00	0.00	0.00	0.00
γ 106.0	0.00	0.00	0.00	0.00
γ 107.0	0.00	0.00	0.00	0.00
γ 108.0	0.00	0.00	0.00	0.00
γ 109.0	0.00	0.00	0.00	0.00
γ 110.0	0.00	0.00	0.00	0.00
γ 111.0	0.00	0.00	0.00	0.00
γ 112.0	0.00	0.00	0.00	0.00
γ 113.0	0.00	0.00	0.00	0.00
γ 114.0	0.00	0.00	0.00	0.00
γ 115.0	0.00	0.00	0.00	0.00
γ 116.0	0.00	0.00	0.00	0.00
γ 117.0	0.00	0.00	0.00	0.00
γ 118.0	0.00	0.00	0.00	0.00
γ 119.0	0.00	0.00	0.00	0.00
γ 120.0	0.00	0.00	0.00	0.00
γ 121.0	0.00	0.00	0.00	0.00
γ 122.0	0.00	0.00	0.00	0.00
γ 123.0	0.00	0.00	0.00	0.00
γ 124.0	0.00	0.00	0.00	0.00
γ 125.0	0.00	0.00	0.00	0.00
γ 126.0	0.00	0.00	0.00	0.00
γ 127.0	0.00	0.00	0.00	0.00
γ 128.0	0.00	0.00	0.00	0.00
γ 129.0	0.00	0.00	0.00	0.00
γ 130.0	0.00	0.00	0.00	0.00
γ 131.0	0.00	0.00	0.00	0.00
γ 132.0	0.00	0.00	0.00	0.00
γ 133.0	0.00	0.00	0.00	0.02
γ 134.0	0.00	0.00	0.01	0.08
γ 135.0	0.00	0.00	0.09	0.15
γ 136.0	0.05	0.00	0.19	0.23
γ 137.0	0.14	0.04	0.27	0.32
γ 138.0	0.23	0.15	0.38	0.40
γ 139.0	0.32	0.26	0.48	0.50
γ 140.0	0.42	0.36	0.60	0.61

IES Indoor Report

Photometric Filename:MD10-06-SL-01 3000K RA97 24D.IES

Candela Tabulation - (Cont.)

V/H	C0.0	C90.0	C180.0	C270.0
γ 141.0	0.53	0.47	0.72	0.71
γ 142.0	0.64	0.58	0.83	0.82
γ 143.0	0.75	0.69	0.94	0.93
γ 144.0	0.85	0.80	1.06	1.04
γ 145.0	0.96	0.90	1.16	1.13
γ 146.0	1.06	1.01	1.26	1.24
γ 147.0	1.16	1.10	1.36	1.34
γ 148.0	1.27	1.20	1.46	1.43
γ 149.0	1.36	1.27	1.54	1.53
γ 150.0	1.43	1.35	1.62	1.60
γ 151.0	1.52	1.42	1.69	1.67
γ 152.0	1.59	1.47	1.76	1.74
γ 153.0	1.66	1.53	1.82	1.80
γ 154.0	1.72	1.57	1.87	1.84
γ 155.0	1.77	1.61	1.91	1.88
γ 156.0	1.82	1.65	1.95	1.93
γ 157.0	1.87	1.68	1.98	1.96
γ 158.0	1.89	1.72	2.00	1.98
γ 159.0	1.93	1.74	2.03	2.00
γ 160.0	1.96	1.76	2.04	2.02
γ 161.0	1.98	1.77	2.06	2.03
γ 162.0	2.00	1.80	2.07	2.02
γ 163.0	2.01	1.81	2.07	2.03
γ 164.0	2.01	1.83	2.08	2.03
γ 165.0	2.02	1.83	2.09	2.03
γ 166.0	2.02	1.83	2.08	2.02
γ 167.0	2.03	1.84	2.07	2.01
γ 168.0	2.01	1.84	2.06	1.99
γ 169.0	2.00	1.83	2.04	1.97
γ 170.0	1.99	1.80	2.03	1.95
γ 171.0	1.97	1.79	1.98	1.93
γ 172.0	1.95	1.76	1.96	1.90
γ 173.0	1.93	1.75	1.93	1.87
γ 174.0	1.91	1.74	1.91	1.84
γ 175.0	1.89	1.71	1.89	1.81
γ 176.0	1.87	1.70	1.87	1.79
γ 177.0	1.87	1.71	1.86	1.77
γ 178.0	1.87	1.70	1.84	1.77
γ 179.0	1.85	1.69	1.85	1.78
γ 180.0	1.81	1.81	1.81	1.81